

2016 APPROVED BUDGET AND MFO TARGETS

(Per DBM-LWUA MC 02)

DEPARTMENT: SANTA MARIA WATER DISTRICT (BULACAN)

MFOs AND PERFORMANCE INDICATORS		FY 2015 Actual Accomplishment	FY 2016 Target	Responsible Office/Unit	FY 2016 Actual Accomplishment	Accomplishment Rate	Remarks
(1)		(2)	(3)	(4)	(5)	(6)	(7)
MAJOR FINAL OUTPUTS							
A. WATER FACILITY SERVICE MANAGEMENT							
2016 Budget:							
PI 1 (Quantity) Access to potable water	PI 1: Percentage of Barangay with access to potable water against the total number of barangays within the coverage of SMWD	24 of 24 barangays	24 of 24 barangays	Customer Services Water Resource Engineering			
PI 2 (Quality) Reliability of	PI 2: Percentage of household connections receiving 24/7 supply of water	population served increased by 17694	Increased population served by 16800	Water Resource			
PI 3 (Timeliness) Adequacy	PI 3: Source capacity of LWD to meet demands for 24/7 supply of water		7.8 million cubic meter of potable water produced for CY 2016	Water Resource Engineering			
B. WATER DISTRIBUTION SERVICE MANAGEMENT							
2016 Budget:							
PI 1 (Quantity) NRW	PI 1: Percentage of unbilled water to water production	9.45%	Maintained percentage of Non Revenue Water at 15%	Water Resource Const & Maint. Customer Accounts			
PI 2 (Quality) Potability	PI 2: Average deviation from from PNSDW (chlorine residual requirements)	0.75 ppm	Maintained chlorine residual of not less than 0.3 ppm at all points	Water Resource			
PI 3 (Timeliness) Adequacy/Reliability of Service	PI 3: Average response time to restore service when there are interruptions based on the citizens charter of SMWD approved by the CSC		3.5 hrs	Customer Service Water Resource Engineering			

3

4

MFOs AND PERFORMANCE INDICATORS		FY 2015 Actual Accomplishment	FY 2016 Target	Responsible Office/Unit	FY 2016 Actual Accomplishment	Accomplishment Rate	Remarks
(1)		(2)	(3)	(4)	(5)	(6)	(7)
SUPPORT TO ORGANIZATION (STO)							
PI 1	Staff Productivity Index The Staff Productivity Index of one (1) position for every one hundred (100) service connections for Category D, and one hundred twenty (120) service connections for Categories A to C, shall strictly observed in the determination of the total number of positions in a LWD - in PI 3	1:323	1:120	Admin Services Customer Services			
PI 2 Affordability	Reasonableness/Affordability of water rates to consumers with access connections. Water rate for the 1st cubic meter must not exceed 5% of the average income of LIG.	Minimum Water Rate P195.00	Minimum Water Rate P195.00	Customer Accounts			
PI 3	Employee competency and skills development	79% 78 of 99 employees sent to trainings	70% Send 68 employees to relevant trainings	Admin Services			
GENERAL ADMINISTRATION AND SUPPORT SERVICES (GASS)							
PI 1	Financial viability and sustainability of SMWD operations: Collection Ratio Operating Ratio Current Ratio	97.76% 86.15% 1.8:1	97.33% 99.95% 2.0:1	Finance Customer Accounts			
	a. Compliance with COA reporting requirements in accordance with content and period of submission						
	Submission of five (5) financial reports: Balance Sheet, Statement of Income and Expenses, Statement of Cash Flows, Statement of Government Equity, Notes o Financial Statements		March 31, 2016	Finance			
	Submission of Report on Ageing of Cash Advance		December 1, 2016	Finance			
	b. Compliance with LWUA reporting requirements in accordance with the content and period of submission						

4

4

DETAILS OF DELIVERY UNIT/OFFICE PERFORMANCE INDICATORS AND TARGETS

LWD NAME: SANTA MARIA WATER DISTRICT (BULACAN)

Major Final Outputs/ Responsible Bureaus	PI 1: Percentage of Barangay with access to potable water against the total number of barangays within the coverage of SMWD	FY 2016 TARGET	FY 2016 ACCOMPLISHMENT	PI 2: Percentage of household connections receiving 24/7 supply of water	FY 2016 TARGET	FY 2016 ACCOMPLISHMENT	PI 3: Source capacity of LWD to meet demands for 24/7 supply of water	FY 2016 TARGET	FY 2016 ACCOMPLISHMENT	Remarks
(1)	(2)	(3)	(4)	(5)	(6)	(7)	(8)	(9)	(10)	(11)
A. WATER FACILITY SERVICE MANAGEMENT										
Customer Services Division				Increase number of household served	2800 households					
Engineering Division	100%	24 barangays			9000 lm pipelines extended to side streets of 9 barangays served					
Water Resource Division								7.8 million cubic meter of potable water produced for CY 2016		

Major Final Outputs/ Responsible Bureaus	PI 1: Percentage of unbilled water to water production	FY 2016 TARGET	FY 2016 ACCOMPLISHMENT	PI 2: Average deviation from from PNSDW (chlorine residual requirements)	FY 2016 TARGET	FY 2016 ACCOMPLISHMENT	PI 3: Average response time to restore service when there are interruptions based on the citizens charter of SMWD approved by the CSC	FY 2016 TARGET	FY 2016 ACCOMPLISHMENT	Remarks
B. WATER DISTRIBUTION SERVICE MANAGEMENT										
Customer Accounts	Maintain NRW at 15 %	3141 old water meters replaced								
Construction and Maintenance		Replaced old 50mm with 100mm pipelines along Molave St.								
Water Resource					Maintained chlorine residual of not less than 0.3 ppm at all points					
Customer Service								3.5 hrs		

ip

X

Major Final Outputs/ Responsible Bureaus	PI 1: Staff Productivity Index	FY 2016 TARGET	FY 2016 ACCOMPLISHMENT	PI 2: Reasonableness/ Affordability	FY 2016 TARGET	FY 2016 ACCOMPLISHMENT	PI 3: Customer Satisfaction	FY 2016 TARGET	FY 2016 ACCOMPLISHMENT	Remarks
SUPPORT TO OPERATION (STO)										
Admin Services - HR		1:120								
Customer Accounts				Min. Water Rate P 195.00						
Customer Services							100% customer complaints acted upon against received complaints			

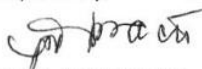
JP


Y

X

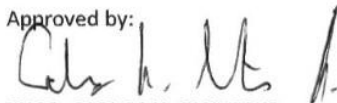
Major Final Outputs/ Responsible Bureaus	PI 1: Financial viability and sustainability of SMWD operations:	FY 2016 TARGET	FY 2016 ACCOMPLISHMENT	PI 2: Compliance with COA reporting requirements in accordance with content and period of submission	FY 2016 TARGET	FY 2016 ACCOMPLISHMENT	PI 3: Compliance with LWUA reporting requirements in accordance with the content and period of submission	FY 2016 TARGET	FY 2016 ACCOMPLISHMENT
GENERAL ADMINISTRATION AND SUPPORT SERVICES (GASS)									
Finance	Collection Ratio	97.33%		Submission of five (5) financial reports: Balance Sheet, Statement of Income and Expenses, Statement of Cash Flows, Statement of Government Equity, Notes to Financial Statements					
	Operating Ratio	99.95%							
	Current Ratio	2:1							
Customer Accounts				Submission of Report on Ageing of Cash Advance					
Admin Services	Water Sales	187,172,264					Monthly Data Sheet, Balance Sheet, Income Statement, Cash Flow Statement		
	Waterbill Collection	187,882,430					Microbiological/ Physical/Chemical/Chlorine Residual Report		

Prepared by:


JOVITA I. DALMACIO
Division Manager, Finance



ENGR. EMMANUEL ENRICO A. DE VERA
Division Manager, Engineering

Approved by:



ENGR. CARLOS N. SANTOS JR.
General Manager

MFOs AND PERFORMANCE INDICATORS		FY 2015 Actual Accomplishment	FY 2016 Target	Responsible Office/Unit	FY 2016 Actual Accomplishment	Accomplishment Rate	Remarks
(1)		(2)	(3)	(4)	(5)	(6)	(7)
	Monthly Data Sheet, Balance Sheet, Income Statement, Cash Flow Statement		March 31, 2016	Admin Services			
	Microbiological/Physical/Chemical/Chlorine Residual Report		20th day of the following month	Finance			

Prepared by:




JOVITA I. DALMACIO
Division Manager, Finance



ENGR. EMMANUEL ENRICO A. DE VERA
Division Manager, Engineering

Approved by:



ENGR. CARLOS N. SANTOS JR.
General Manager